


# CRAFT, ACTIVITIES & IDEAS TO CELEBRATE VOTING ★ ★ ★ ★ WITH YOUR KIDS ★ ★ ★ ★

Here are some fun activities to introduce kids to the idea of voting and show them it's a fun (and important!) thing to do.

There are lots of fun things to do and you can pick what works best for the ages of the children or young people you invite. You can do crafts, have a voting-related story time, or hold a mock election and let the kids vote. If the kids are older, you can talk over snacks about the issues that matter most to them, ask if they have thoughts on the candidates or issues being discussed in the election debate, and answer any questions they might have.

## MAKE A CAMPAIGN POSTER

- Let the children make their own campaign poster or an imaginary election for snack choice, or story time, etc. for smaller children or it might be an actual campaign poster if the child has a favorite candidate.
- Give them construction or printer paper, markers, crayons, stickers, and let them get to work!
- You might want to make one ahead of time that they can use as a guide.




## CREATE A FLAG

There are a lot of ways to create a flag craft, but here are two:

- Using washable paint, paint the flag on the child's hand and using the palm for the blue area and the fingers for the stripes. The child can then stamp it onto printer paper. Decorate the blue with star stickers or chalk when dry. Then secure with tape on a popsicle stick, dowel rod, or straw.
- Use chalk to trace your child's hand onto a piece of red construction paper approximately the same size as their hand. Glue a small piece of blue paper in the corner and decorate with chalk. Secure to a popsicle stick, dowel, or straw with tape.

## STORY TIME

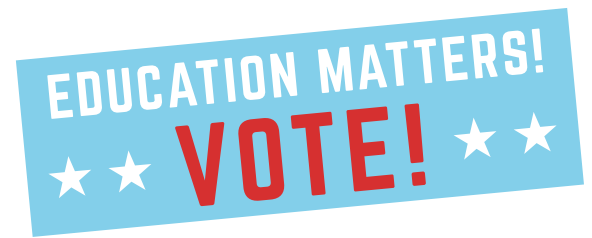
Your local librarian may have other fun suggestions – here are a few books to get you started: <http://childrensbooks.about.com/od/elections/tp/elections.htm>



# ACTIVITIES TO DO WITH OLDER KIDS

## BUMPER STICKERS

Get full page label sheets and cut them long way to create a sticker approximately the size of a bumper sticker. Encourage the kids to come up with an issue that matters to them and a slogan to get people to care about it. Challenge them to design their own bumper sticker to get their message across.



- ★ Free College
- ★ No Bullies
- ★ More Space Travel
- ★ Free Ice Cream
- ★ Puppies in Schools

## WHAT WOULD YOU DO?

Ask the kids what they would do if they were the President in charge of our country. What would the rules be? Either let them write them up on a poster board or write them up for them. You may be surprised by what they come up with!

## TAKE YOUR CHILDREN TO VOTE WITH YOU

- Take a field trip to your voting site and let the children watch you vote.
- The children can help put your ballot in the scanning machine and get their own I voted sticker.




## FUN LINKS

Here are a few fun election-related websites for kids. You can check them out ahead of time to get some ideas or use them as part of your party.

**PBS Kids Democracy Project** <http://pbskids.org/democracy/>

This website of PBS Kids has presidential trading cards, a kid- friendly “meet the candidates” guide, games, activities, and much more.

BE A  
VOTER.  
  
RAISE A  
VOTER.



Of all the things we do every day for our kids, turning out on Voting Day is among the most important.


This November 6th is Voting Day! To find out your polling place and how to vote, go to [www.vote.org](http://www.vote.org).

Teach kids the importance of voting! Take a field trip to your voting site and have your child color our superhero voter while you vote, or make a fun evening at home filling out your ballot to mail in.

The power is in our hands!

# CONVIÉRTETE EN VOTANTE.

## CRÍA UN VOTANTE.



De todas las cosas que hacemos cada día por nuestros niños, ir a votar es una de esas cosas que son muy importantes.

¡Este 6 de noviembre es día de elecciones! Para encontrar tu lugar de votación y cómo ir a votar, anda a [www.vote.org](http://www.vote.org)

¡Enseña a tus niños la importancia de votar! Conversa con ellos sobre por qué votamos, votamos juntos como familia, y luego haz que tu hijo coloree su propio superhéroe electoral.

¡El poder está en nuestras manos!